


Name of Asset manager: Bangladesh RACE Management PCL.
Name of the Scheme/Mutual Fund: Exim Bank 1st Mutual Fund
Portfolio Statements as at: December 31, 2020

I Investment in Capital Market Securities (Listed)

[Figure in million Bangladesh Taka]


Sl.	Investment in Stock / Securities (Sectorwise)	No. of Shares/Unit	Cost Value	Market Value	Appreciation (or Diminution) in the Market Value / Fair Value of investments	% Change (in terms of cost)	% of Total Investment
1	ABBANK	600,382	13,678,443	7,266,309	(6,412,134)	-46.88%	0.47%
2	ALARABANK	144,835	2,393,094	3,215,757	822,663	34.38%	0.21%
3	BANKASIA	3,482,397	68,195,432	63,387,147	(4,808,285)	-7.05%	4.14%
4	BRACBANK	376,250	21,104,653	16,668,673	(4,435,980)	-21.02%	1.09%
5	CITYBANK	151,625	4,879,611	3,760,619	(1,118,992)	-22.93%	0.25%
6	DHAKABANK	117,332	1,531,429	1,396,497	(134,932)	-8.81%	0.09%
7	DUTCHBANGL	1,405,000	94,925,032	91,327,951	(3,597,081)	-3.79%	5.96%
8	EBL	667,461	28,355,245	24,029,998	(4,325,247)	-15.25%	1.57%
9	EXIMBANK	339,218	3,633,740	4,003,485	369,745	10.18%	0.26%
10	FIRSTSBANK	332,805	2,772,965	2,995,944	222,979	8.04%	0.20%
11	ISLAMIBANK	494,737	14,056,517	13,258,952	(797,566)	-5.67%	0.87%
12	MERCANBANK	285,271	4,202,641	3,622,942	(579,699)	-13.79%	0.24%
13	MTB	2,582,722	83,814,753	62,243,600	(21,571,152)	-25.74%	4.06%
14	NBL	5,860,754	50,578,307	41,025,278	(9,553,029)	-18.89%	2.68%
15	NCCBANK	607,206	8,525,172	8,015,119	(510,053)	-5.98%	0.52%
16	ONEBANKLTD	56,999	1,046,621	604,189	(442,432)	-42.27%	0.04%
17	PRIMEBANK	396,580	7,844,352	6,781,518	(1,062,834)	-13.55%	0.44%
18	PUBALBANK	215,881	5,258,861	5,202,732	(56,129)	-1.07%	0.34%
19	SHAHABANK	57,743	1,346,111	1,322,456	(23,655)	-1.76%	0.09%
20	SIBL	9,020	245,453	117,279	(128,174)	-52.22%	0.01%
21	SOUTHEASTB	1,467,890	22,065,469	18,348,625	(3,716,844)	-16.84%	1.20%
22	UCB	828,627	14,403,277	11,683,641	(2,719,637)	-18.88%	0.76%
23	UTTARABANK	92,468	2,145,452	2,219,426	73,974	3.45%	0.14%
24	HEIDELBCEM	69,928	38,340,823	10,461,229	(27,879,594)	-72.72%	0.68%
25	AFTABAUTO	26,050	1,978,498	695,535	(1,282,963)	-64.85%	0.05%
26	BSRMSTEEL	53,537	4,447,854	2,275,333	(2,172,521)	-48.84%	0.15%
27	BATBC	24,948	27,204,048	29,458,598	2,254,551	8.29%	1.92%
28	DESCO	3,270	271,669	183,396	(88,273)	-32.49%	0.01%
29	JAMUNAOIL	6,130	1,214,721	1,014,515	(200,206)	-16.48%	0.07%
30	LINDEBD	65,994	86,438,281	84,544,913	(1,893,368)	-2.19%	5.52%
31	MLLBD	65,100	7,085,484	5,006,190	(2,079,294)	-29.35%	0.33%
32	MPETROLEUM	60,260	14,705,248	11,931,480	(2,773,768)	-18.86%	0.78%
33	PADMAOIL	10,100	3,188,974	2,071,510	(1,117,464)	-35.04%	0.14%
34	SUMITPOWER	887,321	36,300,302	34,516,787	(1,783,515)	-4.91%	2.25%
35	Lub-Ref	91,000	3,000,000	5,000,000	-	0.00%	0.33%
36	BGIC	125,955	2,988,912	5,365,683	2,376,771	79.52%	0.55%
37	CRYSTALINS	19,277	192,770	759,514	566,744	294.00%	0.05%



38	DELTA LIFE	19,500	2,378,025	1,329,900	(1,048,125)	-	-44.08%	0.09%
39	BEXIMCO	354,000	9,480,120	20,178,000	10,697,880	10,697,880	112.85%	1.32%
40	ICB	783,099	93,039,992	77,370,181	(15,669,811)	(15,669,811)	-16.84%	5.05%
41	IDLC	401,442	24,785,029	25,451,423	666,394	666,394	2.69%	1.66%
42	LANKABAFIN	110,898	4,811,864	3,482,197	(1,329,667)	(1,329,667)	-27.63%	0.23%
43	MIDASFIN	11,556	390,939	212,630	(178,309)	(178,309)	-45.61%	0.01%
44	PRIMEFIN	4,000	96,280	50,400	(45,880)	(45,880)	-47.65%	0.00%
45	ACT	15	5,670	3,690	(1,980)	(1,980)	-34.92%	0.00%
46	ACMELAB	84,282	7,180,826	6,295,865	(884,961)	(884,961)	-12.32%	0.41%
47	BXPHARMA	84,794	7,802,744	16,153,257	8,350,513	8,350,513	107.02%	1.05%
48	RENATA	137,432	118,052,714	152,123,481	34,070,767	34,070,767	28.86%	9.93%
49	SOURPHARMA	241,613	55,873,006	53,034,054	(2,838,952)	(2,838,952)	-5.08%	3.46%
50	APEXFOOT	13,600	5,665,080	2,996,080	(2,669,000)	(2,669,000)	-47.11%	0.20%
51	BATASHOE	9,235	10,866,732	6,489,435	(4,377,297)	(4,377,297)	-40.15%	0.00%
52	GP	131,609	51,236,700	45,681,484	(5,555,216)	(5,555,216)	-10.84%	0.00%
53	ROBI	469,020	4,690,200	13,976,796	9,286,596	9,286,596	198.00%	0.91%
54	SQUARETEXT	13,530	893,386	403,194	(490,192)	(490,192)	-54.87%	0.03%
55	SEAPEARL	5,515	52,503	436,237	383,734	383,734	730.88%	0.03%
Sub-Total		24,959,213	1,083,662,023	1,011,451,092	(62,278,417)	(62,278,417)	-6.66%	66.01%
B. Listed Mutual Funds/CIS (Script Wise)								
1	LRGL OBMFI	1,166,255	7,744,404	7,744,404	-	-	0.00%	0.505%
Sub-Total		1,166,255	7,744,404	7,744,404	-	-	0.00%	0.51%
C. Listed Bond/Debtenture/Islamic Securities (Script Wise)								
Sub-Total								
D. Other Listed Securities (Script Wise) if any								
Sub-Total								
Grand Total Capital Market Securities (Listed)								
		26,125,468	1,091,406,427	1,019,195,497	(72,210,931)	(72,210,931)	-6.62%	66.52%

II. Investment in Capital Market Securities (Non- Listed)

Sl.	Investment in Stock / Securities (Sector wise)	No. of Shares/Unit	Cost Value	Fair value/Market Value**	Appreciation (or Diminution) in the Market Value / Fair Value of investments	% Change (in terms of cost)	% of Total Investment
A. Open-End Mutual Funds (Script Wise)*							
1	Second ICB Unit Fund	37,931	303,754	352,758	49,004	16.13%	0.02%
2	Third ICB Unit Fund	21,668	105,660	221,014	115,353	109.17%	0.01%
3	Fourth ICB Unit Fund	12,477	84,612	112,293	27,681	32.72%	0.01%
4	Sixth ICB Unit Fund	126,623	1,298,124	1,266,230	(31,894)	-2.46%	0.08%
5	Eight ICB Unit Fund	53,992	483,430	502,126	18,676	3.86%	0.03%
6	ICB AMCL SECOND NRB UNIT FUND	52,535	352,855	520,097	167,241	47.40%	0.03%
7	HFAML Unit Fund	356,294	2,999,995	3,042,751	42,755	1.43%	0.20%
Sub-Total		661,520	5,628,450	6,017,268	388,817	6.91%	0.39%




B. Pre-IPO Placement Shares, if any									
1	Multi Securities & Services Ltd.	2,057,040	69,507,382	69,507,382	-	0.00%	4.54%		
Sub-Total		2,057,040	69,507,382	69,507,382	-	0.00%	4.54%		
C. Non-Listed Bond/Debt/Securities (Script Wise)									
1	Best Holdings Ltd. Convertible Bond - Project BHISPV	6	56,000,000	61,748,431	5,748,431	10.27%	4.03%		
2	Regent Spinning Corporate Bond	12	120,000,000	128,172,323	8,172,323	6.81%	8.37%		
3	The Premier Bank Ltd. Sub. Bond 2016	3	30,000,000	30,795,056	795,056	2.65%	2.01%		
4	The Premier Bank Ltd. Sub. Bond 2019	9	90,000,000	94,996,087	4,996,087	5.55%	6.20%		
Sub-Total		30	296,000,000	315,711,896	19,711,896	6.66%	20.6%		
Grand Total Capital Market Securities (Non-Listed)			2,718,590	371,135,832	391,236,546	20,100,714	5.42%	25.5%	

*For Open-end Mutual Funds, surrender value shall be considered as market value **For other non-listed securities, fair value shall be estimated following International Financial Reporting Standards (IFRSs) and be reported

III. Cash and Cash Equivalents and Investments in Securities non related to Capital Market:

Figure in million Bangladesh Taka

A. Money Market Instruments (Script Wise)									
No. and Date	Bank/Non-Bank Name	Rate of Interest/Profit	Investment Value	Maturity Value	Market Value/Fair Value				
017724400000018 & 27 Feb 2014	First Security Islami Bank Ltd.	8.00%	20,000,000	34,769,637					
Sub-Total			20,000,000	34,769,637					
C. Cash at Bank									
A/C No	Bank Name	Nature of Account	Rate of Interest/Profit	Available Balance	N/A				
	Eastern Bank Ltd. (1011360230190)	Operational Account	4.00%	3,206	N/A				
	EXIM Bank Ltd. (03913100024554)	Operational Account	3.50%	28,469,490	N/A				
	One Bank Ltd. (0123000000733)	Operational Account	4.50%	346,316	N/A				
	Southeast Bank Ltd. (0013100000010)	Operational Account	5.50%	57,496,189	N/A				
	The Premier Bank Ltd. (010413600000011)	Operational Account	4.00%	-	N/A				
	Padma Bank Ltd. (0113000082177)	Operational Account	5.00%	584,112	N/A				
	One Bank Ltd. (0013000001222)	Dividend Account	3.00%	-	N/A				
	Southeast Bank Ltd. (008313100000141)	Dividend Account	5.00%	-	N/A				
	Southeast Bank Ltd. (008313100000259)	Dividend Account	2.75%	554	N/A				



Southeast Bank Ltd. (008313100000196)	Dividend Account	5.00%	-	N/A	
Bank Asia Ltd. (04936000126)	Dividend Account	2.00%	102	N/A	
Bank Asia Ltd. 04936000145 (2018-19)	Dividend Account	2.50%	137,460	N/A	
Sub-Total			87,037,429	N/A	
D. Cash in Hand				N/A	
Total Cash and Cash Equivalents and Investments in Securities			121,807,066	N/A	

Total Investment=(I+II+III) 1,532,239,108

Sd/-

Chief Financial Officer

Sd/-

Chief Executive Officer & Managing Director

