


EXIM BANK 1ST MUTUAL FUND

Statement of Financial Position (Un-Audited)
As at December 31, 2015

	Amount in Taka	
	31-Dec-15	30-Jun-15
ASSETS		
Investment at Fair Value	913,724,657	842,812,961
Dividend Receivable	1,354,753	1,447,011
Interest Receivables	2,532,585	2,905,836
Advance ,Deposit & Prepayments	42,120,023	2,831,418
Other Receivable	4,102,313	3,600,451
Cash & Cash equivalents	284,225,426	372,501,775
Preliminary & Issue Expenses	9,982,828	10,652,429
	1,258,042,585	1,236,751,881
LIABILITIES		
Accounts Payable	8,903,287	8,697,690
	8,903,287	8,697,690
Net Assets	1,249,139,298	1,228,054,191
OWNERS' EQUITY		
Capital Fund	1,181,233,050	1,104,529,610
Unit Premium	27,129,319	15,470,390
Unrealized Gain	15,914,627	13,509,966
Retained Earnings	24,862,302	94,544,225
	1,249,139,298	1,228,054,191
Net Assets Value (NAV)		
At Market (Fair value)	1,249,139,298	1,228,054,191
At Cost	1,233,224,671	1,214,544,225
Net Assets Value (NAV) per unit		
At Market (Fair value)	10.57	11.12
At cost	10.44	11.00


On behalf of EXIM Bank 1st Mutual Fund:



Chairman, Trustee
Investment Corporation of Bangladesh


Member, Trustee
Investment Corporation of Bangladesh

Dhaka
Date: January 28, 2016


CEO & Managing Director
Asset Manager


Chief of Operations
Asset Manager


Chief Compliance Officer
Asset Manager


EXIM BANK 1ST MUTUAL FUND


Statement of Profit or Loss & other Comprehensive Income (Un-Audited)
For the period from July 01, 2015 to December 31, 2015

	Amount in Taka			
	Jul 01, 2015 to Dec 31, 2015	Jul 01, 2014 to Dec 31, 2014	Oct 01, 2015 to Dec 31, 2015	Oct 01, 2014 to Dec 31, 2014
INCOME				
Interest Income	12,833,808	19,488,303	5,552,042	8,814,798
Net Income on sale of marketable securities	5,694,145	8,836,375	2,963,470	3,408,900
Income from capital market Investment	11,736,561	13,346,655	4,968,788	5,749,114
Other Income	20,986	-	-	-
	30,285,500	41,671,333	13,484,300	17,972,813
EXPENSES				
Management Fees	8,313,445	7,957,831	4,129,912	4,047,265
Amortization of Preliminary & Issue Exp.	669,601	671,225	335,919	335,613
Annual Listing Fees	1,100,044	1,118,588	288,884	295,445
Trustee Fees	592,032	565,968	296,016	282,984
Custodian Fees	565,159	267,853	238,966	140,684
CDBL Charges	156,833	125,248	69,331	45,384
Bank Charges	58,162	55,295	56,563	49,198
Other Expenses	149,778	292,411	105,734	147,058
	11,605,053	11,054,420	5,521,325	5,343,631
Profit for the period	18,680,446	30,616,913	7,962,975	12,629,182
(Provision)/Write back against Investment *	-	-	-	-
Net profit for the period	18,680,446	30,616,913	7,962,975	12,629,182
Earning Per Unit (EPU)	0.16	0.26	0.07	0.11

* Note: As per IFRS 9-Financial Instrument, financial securities (Investments at Statement of Financial Position) are measured at fair value, gains and losses are recognized entirely in profit or loss.


On behalf of EXIM Bank 1st Mutual Fund:


Chairman, Trustee
Investment Corporation of Bangladesh


Member, Trustee
Investment Corporation of Bangladesh

Dhaka
Date: January 28 2016


CEO & Managing Director
Asset Manager



Chief of Operations
Asset Manager


Chief Compliance Officer
Asset Manager


EXIM BANK 1ST MUTUAL FUND
Statement of Cash Flows (Un-Audited)
For the period from July 01, 2015 to December 31, 2015


	Amount in Taka	
	Jul 01 , 2015 to Dec 31, 2015	Jul 01 , 2014 to Dec 31, 2014
A. Cash Flows from/ (used in) Operating Activities		
Interest Income	13,207,058	20,799,706
Income from Capital Market Investment	12,837,372	15,159,405
Income on Sale of Securities	4,183,731	8,836,375
Other income	20,986	-
Change in Advances, Deposits & Prepayments	(537,838)	(662,378)
Operating expenses	(9,480,623)	(21,648,736)
Net cash from Operating Activities	20,230,686	22,484,371
B. Cash Flows from/(used in) Investing Activities		
Investment in Listed & Non-Listed Securities	(68,507,036)	(103,691,401)
Advance against Investment	(40,000,000)	-
Net cash used in investing Activities	(108,507,036)	(103,691,401)
C. Cash Flows from/(used in) Financing Activities		
Net Cash used in Financing Activities	-	-
Net cash flows (A+B+C)	(88,276,350)	(81,207,030)
Cash & Cash Equivalents at beginning of the period	372,501,775	418,788,697
Cash & Cash Equivalents at end of the period	284,225,426	337,581,667
Net Operating Cash flow per unit	0.17	0.19


On behalf of EXIM Bank 1st Mutual Fund:


Chairman, Trustee
Investment Corporation of Bangladesh


CEO & Managing Director
Asset Manager


Member, Trustee
Investment Corporation of Bangladesh


Chief of Operations
Asset Manager


Chief Compliance Officer
Asset Manager


Dhaka
Date: January 28, 2016


EXIM BANK 1ST MUTUAL FUND


Statement of Changes in Equity
For the half year ended 31 Dec 2015


Particulars	Amount in Taka				
	Capital Fund	Unit Premium	Unrealized Gain/(Loss)	Retained Earnings	Total Equity
Balance at 1 July 2015	1,104,529,610	15,470,390	13,509,966	94,544,225	1,228,054,191
Net Profit during the period	-	-	-	18,680,446	18,680,446
Dividend (Reinvestment) for 2014-15	76,703,440	11,658,929	-	(88,362,369)	-
Unrealized Gain/(Loss)	-	-	2,404,661	-	2,404,661
Balance at 31 Dec 2015	1,181,233,050	27,129,319	15,914,627	24,862,302	1,249,139,298


On behalf of EXIM Bank 1st Mutual Fund:


Chairman, Trustee
Investment Corporation of Bangladesh


Member, Trustee
Investment Corporation of Bangladesh


CEO & Managing Director
Asset Manager


Chief of Operations
Asset Manager


Chief Compliance Officer
Asset Manager

Dhaka
Date: January 28, 2016