

EXIM BANK 1ST MUTUAL FUND

Statement of Financial Position (Un-Audited)
as at March 31, 2018

	Amount in Taka	
	31-Mar-18	30-Jun-17
ASSETS		
Investment at Fair Value	1,551,459,421	1,380,436,459
Dividend Receivables	2,758,066	8,366,095
Interest Receivables	10,896,746	10,565,920
Advance, Deposit & Prepayments	2,862,445	3,574,612
Other Receivables	7,898	42,995,120
Cash & Cash Equivalents	67,278,299	84,379,399
Preliminary & Issue Expenses	6,998,684	8,001,109
	1,642,261,560	1,538,318,715

LIABILITIES		
Accounts Payable	39,070,649	10,886,058
	39,070,649	10,886,058
Net Assets	1,603,190,911	1,527,432,657


OWNERS' EQUITY		
Capital Fund	1,329,418,870	1,234,730,920
Unit Premium	61,478,244	32,693,102
Unrealized Gain	113,314,214	110,191,168
Retained Earnings	98,979,583	149,817,467
	1,603,190,911	1,527,432,657

Net Assets Value (NAV)		
At Cost	1,489,876,697	1,417,241,489
At Market (adjusted)	1,603,190,911	1,527,432,657


Net Assets Value (NAV) per unit		
At Cost	11.21	11.48
At Market (adjusted)	12.06	12.37

On behalf of EXIM Bank 1st Mutual Fund ;


Chairman, Trustee
Investment Corporation of Bangladesh


CEO & Managing Director
Asset Manager
Bangladesh RACE Management PCL


Member, Trustee
Investment Corporation of Bangladesh


Head of Fund Accounts
Asset Manager
Bangladesh RACE Management PCL

Dhaka
Date: April 24, 2018


Chief Compliance Officer
Asset Manager
Bangladesh RACE Management PCL



EXIM BANK 1ST MUTUAL FUND

Statement of Profit or Loss & Other Comprehensive Income (Un-Audited)

For the period from July 01, 2017 to March 31, 2018

	Amount in Taka			
	Jul 01, 2017 to Mar 31, 2018	Jul 01, 2016 to Mar 31, 2017	Jan 01, 2018 to Mar 31, 2018	Jan 01, 2017 to Mar 31, 2017
INCOME				
Interest Income	19,258,950	18,517,863	8,458,693	5,726,499
Net Income on sale of marketable securities	81,341,270	24,503,054	5,382,032	11,190,244
Income from dividend	18,364,284	13,937,706	4,373,276	4,495,481
	118,964,504	56,958,624	18,214,001	21,412,225
EXPENSES				
Management Fees	15,252,231	13,018,650	4,981,270	4,300,085
Amortization of Preliminary & Issue Exp.	1,002,425	994,178	329,264	324,578
Annual Listing Fees	2,284,246	2,108,011	583,520	604,680
Trustee Fees	1,166,911	972,225	422,418	340,000
Custodian Fees	1,169,265	848,151	398,784	291,605
CDBL Charges	266,035	193,725	78,275	54,632
Bank Charges	77,505	44,763	1,275	305
Other Expenses	416,059	285,374	197,269	102,613
	21,634,679	18,465,077	6,992,075	6,018,497
Profit for the period	97,329,826	38,493,547	11,221,926	15,393,728
(Provision)/Write back against investment	-	-	-	-
Net profit for the period	97,329,826	38,493,547	11,221,926	15,393,728
Earning Per Unit (EPU)	0.73	0.29	0.08	0.12

On behalf of EXIM Bank 1st Mutual Fund ;



Chairman, Trustee
Investment Corporation of Bangladesh



CEO & Managing Director
Asset Manager
Bangladesh RACE Management PCL



Member, Trustee
Investment Corporation of Bangladesh



Head of Fund Accounts
Asset Manager
Bangladesh RACE Management PCL



Chief Compliance Officer
Asset Manager
Bangladesh RACE Management PCL

Dhaka
Date: April 24, 2018



EXIM Bank 1st Mutual Fund
Statement of Changes in Equity
For the period ended March 31, 2018

Amount in Taka

Particulars	Capital Fund	Unit Premium	Unrealized Gain	Retained Earnings	Total Equity
Balance at 30 Jun, 2017	1,234,730,920	32,693,102	110,191,168	149,817,467	1,527,432,657
Net Profit during the period	-	-	-	97,329,826	97,329,826
Dividend (RIU) for 2016-17	94,687,950	28,785,142	-	(123,473,092)	-
Dividend (Cash) for 2016-17	-	-	-	(24,694,618)	(24,694,618)
Unrealized Gain	-	-	3,123,046	-	3,123,046
Balance at 31 Mar 2018	1,329,418,870	61,478,244	113,314,214	98,979,583	1,603,190,911

Statement of Changes in Equity
For the period ended March 31, 2017

Particulars	Capital Fund	Unit Premium	Unrealized Gain	Retained Earnings	Total Equity
Balance at 30 June 2016	1,181,233,050	27,129,319	29,558,665	61,564,745	1,299,485,779
Net Profit during the period	-	-	-	38,493,547	38,493,547
Dividend (Reinvestment) for 2015-16	53,497,870	5,563,783	-	(59,061,653)	-
Unrealized Gain	-	-	194,153,712	-	194,153,712
Balance at 31 Mar 2017	1,234,730,920	32,693,102	223,712,377	40,996,639	1,532,133,038

On behalf of EXIM Bank 1st Mutual Fund ;



Chairman, Trustee
Investment Corporation of Bangladesh




CEO & Managing Director
Asset Manager
Bangladesh RACE Management PCL



Member, Trustee
Investment Corporation of Bangladesh



Head of Fund Accounts
Asset Manager
Bangladesh RACE Management PCL



Chief Compliance Officer
Asset Manager
Bangladesh RACE Management PCL

Dhaka
Date: April 24, 2018



EXIM BANK 1ST MUTUAL FUND
Statement of Cash Flows (Un-Audited)
For the period from July 01, 2017 to March 31, 2018

Particulars	Amount in Taka	
	July 01, 2017 to March 31, 2018	July 01, 2016 to March 31, 2017
A. Cash Flows from/ (used in) Operating Activities		
Interest income	18,928,124	19,726,653
Dividend income	23,972,313	11,924,910
Profit on Sale of Securities	81,341,270	24,503,054
Operating Expenses	(25,110,572)	(18,616,468)
Advance Deposit and Prepayments	712,167	(27,516,907)
Net Cash from Operating Activities	99,843,302	10,021,241
B. Cash Flows from/(used in) Investing Activities		
Net Investment in securities	(95,894,322)	(69,556,753)
Net Cash Used in Investing Activities	(95,894,322)	(69,556,753)
C. Cash Flows from/(used in) Financing Activities		
Dividend paid	(21,050,081)	-
Net Cash used in Financing Activities	(21,050,081)	-
Net cash flows (A+B+C)	(17,101,100)	(59,535,512)
Cash & Cash Equivalents at beginning of the period	84,379,399	173,407,281
Cash & Cash Equivalents at end of the period	67,278,299	113,871,769
Net Operating Cash Flow Per Unit (NOCFPU)	0.75	0.08

On behalf of EXIM Bank 1st Mutual Fund ;


Chairman, Trustee
Investment Corporation of Bangladesh


Member, Trustee
Investment Corporation of Bangladesh

Dhaka
Date: April 24, 2018


CEO & Managing Director
Asset Manager
Bangladesh RACE Management PCL


Head of Fund Accounts
Asset Manager
Bangladesh RACE Management PCL


Chief Compliance Officer
Asset Manager
Bangladesh RACE Management PCL

