

**EXIM BANK 1ST MUTUAL FUND**  
**Statement of Financial Position (Un-audited)**  
**as at September 30, 2016**

	Amount in Taka	
	30-Sep-16	30-Jun-16
<b>ASSETS</b>		
Investment at Fair Value	1,062,069,425	1,090,983,918
Dividend Receivables	1,697,817	1,067,790
Interest Receivables	6,974,444	10,791,939
Advance, Deposit & Prepayments	2,542,421	3,423,684
Other Receivables	88,496,213	19,994,444
Cash & Cash Equivalents	167,694,141	173,407,281
Preliminary & Issue Expenses	8,991,274	9,324,956
	<b>1,338,465,735</b>	<b>1,308,994,012</b>
<b>LIABILITIES</b>		
Accounts Payable	5,064,141	9,508,233
	<b>5,064,141</b>	<b>9,508,233</b>
<b>Net Assets</b>	<b>1,333,401,594</b>	<b>1,299,485,779</b>
<b>OWNERS' EQUITY</b>		
Capital Fund	1,234,730,920	1,181,233,050
Unit Premium	32,693,102	27,129,319
Unrealized Gain	46,839,265	29,558,665
Retained Earnings	19,138,307	61,564,745
	<b>1,333,401,594</b>	<b>1,299,485,779</b>

**Net Assets Value (NAV)**

At Cost	1,286,562,330	1,269,927,114
At Market (adjusted)	1,333,401,594	1,299,485,779

**Net Assets Value (NAV) per unit**

At Cost	10.42	10.75
At Market (adjusted)	10.80	11.00


*On behalf of EXIM Bank 1st Mutual Fund:*




**Chairman, Trustee**  
Investment Corporation of Bangladesh



**CEO & Managing Director**  
Asset Manager  
Bangladesh RACE Management PCL



**Member, Trustee**  
Investment Corporation of Bangladesh

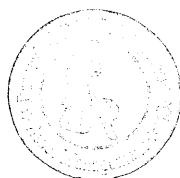


**Chief of Operations**  
Asset Manager  
Bangladesh RACE Management PCL



**Chief Compliance Officer**  
Asset Manager  
Bangladesh RACE Management PCL

Dhaka  
Date: October 26, 2016




**EXIM BANK 1ST MUTUAL FUND**  
**Statement of Profit or Loss and Other Comprehensive Income (Un-audited)**  
**For the period from July 01, 2016 to September 30, 2016**

	Amount in Taka	
	July 01, 2016 to Sep 30, 2016	July 01, 2015 to Sep 30, 2015
<b><u>INCOME</u></b>		
Interest Income	7,071,485	9,850,806
Net Income on sale of marketable securities	10,187,823	2,730,675
Dividend Income	5,644,948	4,198,733
Other Income	575	20,986
	<b>22,904,831</b>	<b>16,801,200</b>
<b><u>EXPENSES</u></b>		
Management Fees	4,318,111	4,183,533
Amortization of Preliminary & Issue Exp.	333,682	333,682
Annual Listing Fees	892,812	811,159
Trustee Fees	316,113	296,016
Custodian Fees	271,131	326,193
CDBL charges	72,106	87,502
Bank Charges	180	1,599
Other Expenses	65,481	44,044
	<b>6,269,616</b>	<b>6,083,728</b>
<b>Net profit for the period</b>	<b>16,635,215</b>	<b>10,717,471</b>
<b>Earnings per unit (EPS)</b>	<b>0.13</b>	<b>0.09</b>

*On behalf of EXIM Bank 1st Mutual Fund:*




Chairman, Trustee  
Investment Corporation of Bangladesh



Member, Trustee  
Investment Corporation of Bangladesh



CEO & Managing Director  
Asset Manager  
Bangladesh RACE Management PCL




Chief of Operations  
Asset Manager  
Bangladesh RACE Management PCL



Chief Compliance Officer  
Asset Manager  
Bangladesh RACE Management PCL


Dhaka  
Date: October 26, 2016




**EXIM BANK 1ST MUTUAL FUND**  
**Statement of Changes in Equity**  
**For the period ended 30 September 2016**

Particulars	Amount in Taka				
	Capital Fund	Unit Premium	Unrealized Gain	Retained Earnings	Total Equity
Balance at 30 June 2016	1,181,233,050	27,129,319	29,558,665	61,564,745	1,299,485,779
Net Profit during the period	-	-	-	16,635,215	16,635,215
Dividend (Reinvestment) for 2015-16	53,497,870	5,563,783	-	(59,061,653)	-
Adjusted with investment	-	-	17,280,600	-	17,280,600
<b>Balance at 30 Sep 2016</b>	<b>1,234,730,920</b>	<b>32,693,102</b>	<b>46,839,265</b>	<b>19,138,307</b>	<b>1,333,401,594</b>

*On behalf of EXIM Bank 1st Mutual Fund:*




Chairman, Trustee  
Investment Corporation of Bangladesh



Member, Trustee  
Investment Corporation of Bangladesh



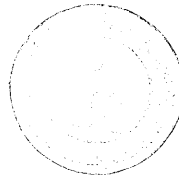
CEO & Managing Director  
Asset Manager  
Bangladesh RACE Management PCL



Chief of Operations  
Asset Manager  
Bangladesh RACE Management PCL



Chief Compliance Officer  
Asset Manager  
Bangladesh RACE Management PCL



Dhaka  
Date: October 26, 2016

**EXIM BANK 1ST MUTUAL FUND**  
**Statement of Cash Flows (Un-Audited)**  
**For the period 01 Jul 2016 to 30 Sep 2016**

Amounts in Taka	
Jul 01, 2016 to Sep 30, 2016	Jul 01, 2015 to Sep 30, 2015

**Cash Flows from / (used) in Operating Activities:**

Interest income	10,888,980	10,023,705
Dividend income	5,014,922	4,784,285
Profit on Sale of Securities	10,187,823	2,137,394
Other income	575	20,986
Advance Deposit and Prepayments	(117,475)	(93,674)
Operating Expenses	(9,381,288)	(8,668,651)
<b>Net Cash Flows from Operating Activities</b>	<b>16,593,536</b>	<b>8,204,044</b>

**Cash Flows from / (used) in Investing Activities:**

Investment	(22,306,677)	(118,361,866)
<b>Net Cash Used in Investing Activities</b>	<b>(22,306,677)</b>	<b>(118,361,866)</b>

**Cash Flows from / (used) in Financing Activities :**

	-	-
<b>Net Cash from Financing Activities</b>	<b>-</b>	<b>-</b>

Net Increase / (Decrease) in Cash and Cash Equivalents	(5,713,140)	(110,157,821)
Cash and Cash Equivalents at the Beginning of the year	173,407,281	372,501,775
<b>Cash and Cash Equivalents at the end of the year</b>	<b>167,694,141</b>	<b>262,343,955</b>

Net Operating Cash Flow Per Unit (NOCFPU)	0.13	0.07
---	------	------


*On behalf of EXIM Bank 1st Mutual Fund:*




Chairman, Trustee  
Investment Corporation of Bangladesh



CEO & Managing Director  
Asset Manager  
Bangladesh RACE Management PCL



Member, Trustee  
Investment Corporation of Bangladesh



Chief of Operations  
Asset Manager  
Bangladesh RACE Management PCL



Chief Compliance Officer  
Asset Manager  
Bangladesh RACE Management PCL

Dhaka  
Date: October 26, 2016

